



RICHMOND POLICE DEPARTMENT

GUN VIOLENCE

RICK EDWARDS, CHIEF OF POLICE




RPD STAFFING

2018 2019 2020 2021 2022 2023

June	June	June	June	Oct*	Nov
735	732	740	683	602	601



120 DAYS





VIOLENT CRIME STRATEGY



Focused Deterrence

- ❖ Hot Spot Curve / Flash
- ❖ Outdoor Roll Calls in Micro-locations
- ❖ Community Walks
- ❖ Patrol with Community / City and Private Partners
- ❖ Traffic Enforcement (SOD)
- ❖ Mounted Patrols (SOD)
- ❖ Bike Patrol Assignments (Patrol Officers)
- ❖ Directed “Steady Blue Light” Patrol
- ❖ Extra Duty Officer Coordination
- ❖ Gun Safe Distribution

Focused Enforcement Place Network Investigations

- ❖ Crime Sites: Places where crime regularly occurs
- ❖ Convergent Settings: Public locations where offenders congregate (Examples: a parking lot, bar, cul de sac, or park)
- ❖ Comfort Spaces: Private locations controlled by offenders (Examples: A girlfriend’s apartment or a store that tolerates criminals)
- ❖ Corrupting Spots: Local business that drives crime (Examples: Stores that buy stolen goods or launder drug money)

Problem-Solving Policing Community Collaboration

- ❖ After the micro-locations are stabilized and the Place Network Investigations are completed, a team of stakeholders will meet and review the findings
- ❖ Community “Pop-Up” Events (Monthly)
- ❖ Non-Profit / Community Associations Partnership Meetings and Updates
- ❖ Richmond Community Mediators (RCM) – Bi-Monthly R.A.T. Analysis / Referrals



CRIME SNAPSHOT IN RICHMOND



MURDERS

2017 2018 2019 2020 2021 2022 2023

66	53	61	66	90	59	57
N/A	-20%	+15%	+8%	+36%	-34%	YTD



KNOWN MOTIVES FOR MURDERS

	2017	2018	2019	2020	2021	2022	YTD 2023 : 10/31
Drug Related	9	4	2	11	2	9	6
Drug Robbery	7	2	3	0	2	4	0
Robbery	5	6	7	9	12	9	1
Argument	19	16	19	13	18	15	15
Domestic	6	2	1	8	12	5	8
Retaliation	5	6	4	14	7	3	3
Gang	0	1	0	0	3	1	0
Child Abuse	0	1	1	1	2	0	1
Innocent Bystander	3	1	1	3	4	2	1
Unclassified	12	15	22	7	18	11	22



NON-FATAL SHOOTINGS

2017 2018 2019 2020 2021 2022 2023

228	177	239	230	249	254	168
N/A	-22%	+35%	-4%	+8%	+2%	YTD

-31% vs YTD 2022



ALL VIOLENT CRIMES

MURDER, ROBBERY, AND AGGRAVATED ASSAULT

(as of 11/18 of each year)

2017 2018 2019 2020 2021 2022 2023

1124	1044	1062	957	963	995	905
N/A	-7%	+2%	-10%	+1%	+3%	-9%

(-19% vs 2017)



FIREARMS SEIZED OR TAKEN AS EVIDENCE

2017	2018	2019	2020	2021	2022	YTD 2023
822	793	748	733	950	1053	852
n/a	-4%	-6%	-2%	30%	11%	PENDING



JUVENILE GUN VIOLENCE

JUVENILE OFFENDERS/VICTIMS : HOMICIDE

	2017	2018	2019	2020	2021	2022	YTD 2023
OFFENDERS	2	9	5	6	12	5	2
VICTIMS	6	4	4	9	8	5	2
							17 yoa, Baby



JUVENILE OFFENDERS/VICTIMS : NON FATAL SHOOTINGS

	2017	2018	2019	2020	2021	2022	YTD 2023
OFFENDERS	10	3	5	7	3	4	1
VICTIMS	31	21	20	33	32	22	18




TOPICS OF CONCERN IN RICHMOND

Firearm Auto Sears “Glock Switches” 18 Seized YTD





ACCIDENTAL SHOOTINGS





ACCIDENTAL SHOOTINGS 2023 YTD

20 Victims - 8 Juveniles

Community holds walk and vigil for 13-year-old shot and killed in Richmond



11:00 | 73°
NBC 12
On Your Side

Haynes WEATHER

MATOACA

FRIDAY
HI 71 LOW 48

SATURDAY
HI 76 LOW 52

SUNDAY
HI 74 LOW 52

By John Hood

Published: Mar. 23, 2023 at 11:10 PM EDT

3-year-old boy hospitalized after shooting in Richmond

Police believe the shooting was accidental



ON YOUR SIDE AT 6

JAHNEE GRAYS
NEIGHBOR OF THE VICTIM

NBC 12
On Your Side

6:00
61°

como la flor

A child is in the hospital after being shot in the City of Richmond Thursday morning.

By NBC12 Newsroom and Madison McNamee

Published: Nov. 16, 2023 at 11:53 AM EST | Updated: Nov. 16, 2023 at 4:59 PM EST

BOTH FIREARMS STOLEN FROM UNLOCKED VEHICLES



FIREARMS STOLEN FROM VEHICLES

2017	2018	2019	2020	2021	2022	YTD 2023
225	212	258	348	389	637	543
N/A	-6%	+22%	+35%	+12%	+64%	N/A



Gun Safe Distribution

Goal of Safe Storage



**100+
Distributed**

**Many to
households with
children**



*Dr. Gwen Andrews
Richmond Community Mediator*

